

fancort Industries, Inc.

31 FAIRFIELD PLACE

WEST CALDWELL, N.J. 07006

(973) 575-0610

WWW.FANCORT.COM

FAX (973) 575-9234

FLAT PACK SPECIFICATION SHEET

FA NUMBER _____

MANUFACTURER _____

Q-TECH

DWG NUMBER _____

QT625L

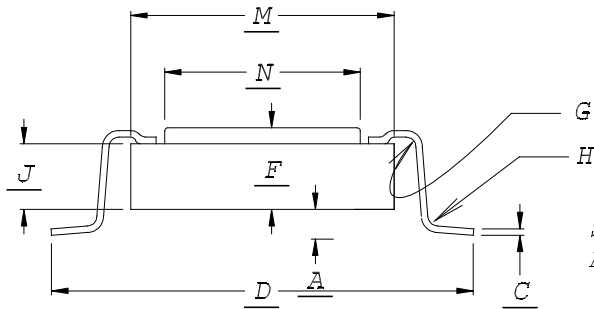
DATE _____

DRAWN BY FANCORT _____

CHECKED BY _____

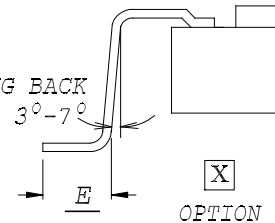
PACKAGE TYPE

TOP BRAZE



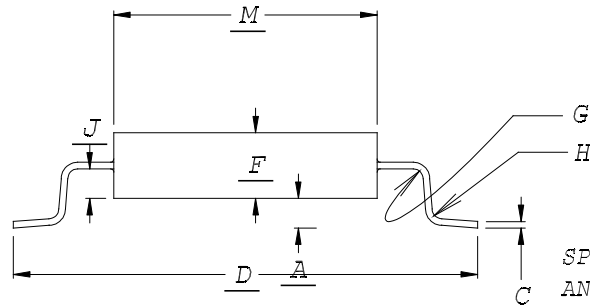
FOOT CONFIGURATIONS

SPRING BACK
ANGLE 3°-7°

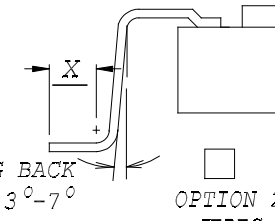


OPTION 1

SIDE EXIT

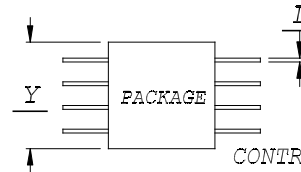
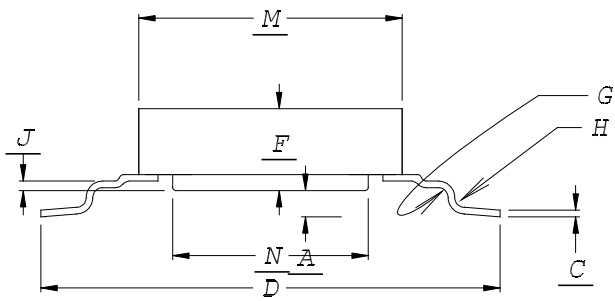


SPRING BACK
ANGLE 3°-7°



OPTION 2
JEDEC

BOTTOM EXIT



CUSTOMER SIGNATURE &
DATE FOR ACCEPTANCE _____

CONTROLLING UNITS ARE [METRIC] INCHES

LEADS TINNED YES NO

LEAD TYPE: FLAT

PACKAGE TYPE: METAL

ROUND

CERAMIC

TOE UP 0°-4°

PLASTIC

DOWN 0°-4°

GLASS SEAL

	DIM.	TOLERANCE
A	.010	.002
C	.010	.002
D	.835	.010
E	.050	.005
OPTION 1	X	-----
OPTION 2	X	-----
F	.150	MAX
G	.015	.002
H	.015	.002
J	.047	.007
M	.625	.005
N	-----	-----
PACKAGE LENGTH	Y	.625 .005
LEAD WIDTH	L	.018 MAX
PITCH	.050	
# OF LEADS PER SIDE	10	